
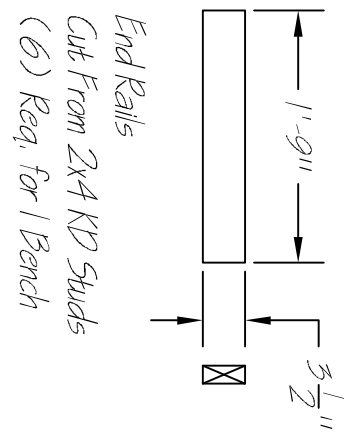




Shoestring Shipyard Shop Jig Series Designed by: Paul J. Bennett
Shoestring Shipyard Work Bench (C) 2012 Shoestring Shipyard All Rights Reserved



Scale: 3/4" = 1'



DWG # SJ-401